

**New**

**CW664**


## CW600, economical cylinder bed interlock-stitch machine

We introduce to you this new economical cylinder bed interlock Stitch machine. The CW600 is a “Competitive **W**-series model”, with respect to price and technology. The CW664-serie is very similar to the W664-series, as most of the parts are the same.


All other advantages are the same as from the W664-series. The specification code is also identical with the one of the W664-series.




CW664-01CBx356



*showing the lower HR-device used for cooling and lubricating the point of the needle*




*showing the upper HR-device for lubricating the needle threads (used optional)*




*Needle bar drive with lubrication by oil wick and vacuum suction*

# News Letter


# News - Letter




left and right picture: traditional thread take-up with finger deflector



and the traditional hand wheel with scale for stitch length adjustment



Retractable needle guards to prevent skipped stitches



Spring-out looper thread take-up for easy threading

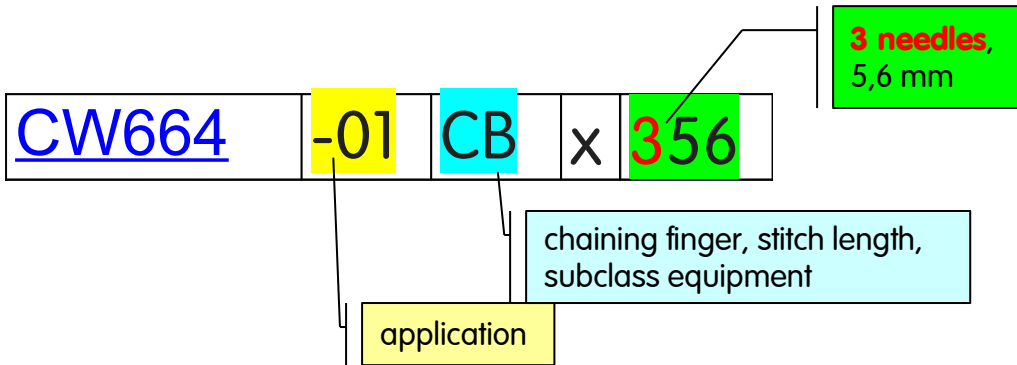
## ❖ Features and advantages

- ✓ Oil circulation by oil pump and oil filter
- ✓ Forcibly drained oil at the needle bar
- ✓ Differential feed adjustment from the outside, lever type
- ✓ Stitch length adjustment by screw and scale (lever type allows condensed stitches in conjunction with MS-100)
- ✓ Equipped with HR-device, to allow high speed with vulnerable fabric and/or thread.
- ✓ Traditional needle thread take-up with safety protection
- ✓ Metal hand wheel is standard
- ✓ Swing-in and -out looper thread take-up for easier threading
- ✓ Gauge parts are same as W664
- ✓ and many more of the well known features . . . . .

Please, see available subclasses and subclass specifications on appended page.

*Pegasus Europa*

## CW664 – Specifications



model	application	needles	needle distance (mm)				Threads	Stitch-length (mm)	Differential ratio	Presser foot lift (mm)	speed r.p.m
			4,0	4.8	5.6	6.4					
CW664-01CB	plain seaming versatile	2	-	☉	-	-	4	4.5	0.6-1.3	5.8	6.000
		3	-	-	☉	-	5			5.1	
CW664-03FB	covering	3	-	-	☉	-	5	4.5	0.6-1.3	5.1	6.000
		2	-	-	-	-	4			5.8	
CW664-03GB	covering	3	-	-	-	☉	5	4.5	0.6-1.3	5.1	6.000
		2	-	-	-	-	4			5.8	
CW664-08AC	hemming	3	-	-	☉	☉	5	4.5	0.6-1.3	5.1	6.000
		2	☉	☉	-	-	4			5.8	
CW664-33AC	attaching elastic	2	-	-	-	-	4	4.5	0.6-1.3	5.8	5.500
		3	-	-	☉	-	5			5.1	
CW664-35BC	hemming	2	-	-	☉	-	5	4.5	0.6-1.3	5.1	5.500
		3	-	-	☉	☉	5			5.1	

**Please note:**

☉ = standard

- = not assigned

*Pegasus Europa*