

PFAFF

fine sewing

1525 1526

The powerful and flexible specialists
for top quality demands on all kinds of sewing work
in upholstery production



PFAFF 1525/1526

*Extras become standard...
Ideas become reality*

With these new special high-speed sewing machines PFAFF sets new standards in the upholstery industry. With a host of new features and extras the PFAFF 1525/1526 are the powerful and flexible specialists for top quality demands. This generation of special high-speed sewing machines will arouse the enthusiasm of the car upholstery industry.

A summary of the new items:

- **New stitch adjustment device** improves handling and enables max. speed even with stitch lengths > 6 mm
- **Quick stitch length adjustment** for different sewing processes, two stitch lengths settings triggered by knuckle switch
- **Top feed stroke related speed control** with quick-change for two settings, triggered by knuckle switch or knee switch
- **Simple adjustment to different material thicknesses**, due to pre-selectable top feed stroke (1.0 to 7,0 mm) with automatic speed adjustment
- High fabric clearance under the presser foot facilitates easy material handling
- Sensor controlled thread monitoring (optional): always sufficient thread to complete the workpiece – even when using different colours of thread (-926/06)
- New steel alloy for the sewing parts **doubles** the service life.
- Bobbin thread monitor with stitch count and optical display (-926/07)
- No-wear electronic positioning drive – 25% less power consumption compared to the clutch-operated positioning drive

Machine versions:

- C** for medium to heavy materials
- S** textiles
- L** leather

Subclasses:

- 798/01**
large clearance, space of 650 mm to the right of the needle
- 798/..**
up to 1000 mm if required
- 731/02**
Vertical edge trimmer – knuckle switch operated
Trimming margins of 2 - 8 mm



PFAFF 1525 / PFAFF 1526 *(basic machines)*

Walking foot and top feed related speed control guarantee ply shift free feeding – no fabric damage or shortened stitches when negotiating a cross seam

- Electro-pneumatic thread trimmer – thread ends as required.
 - Thread trimmer -900/82 --> **Thread ends 8 mm**, up to thread size synth. 20/3
 - Thread trimmer -900/81 --> **Thread ends >13 mm**, up to thread size synth. 11/3
- -910/04 Electro-pneumatic foot lift
- -911/35 Automatic backtack system
- -918/29 Switch control with visual indicator for two pre-selectable stitch lengths and two pre-selectable top feed settings with speed adjustment
- Pre-selectable top feed settings from 1.0 to 7.0 mm with automatic speed adjustment
- Knuckle switch for intermediate backtack, backtack suppression and needle positioning
- Bobbin rest thread monitor with optical display using stitch counter
- Sight glass in the bed slide for visual bobbin check
- Emergency switch for pedal lock

PFAFF 1525-S *...reduced to the essentials !*

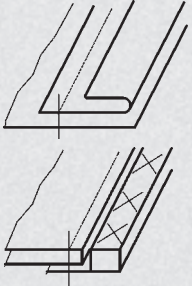
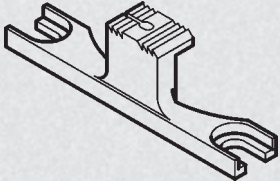
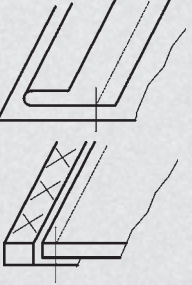
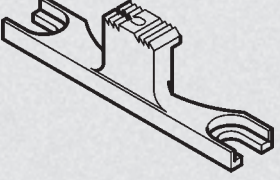
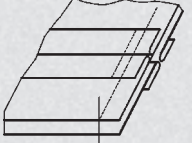
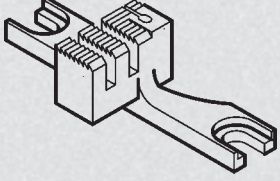
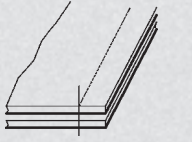
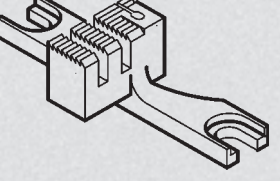
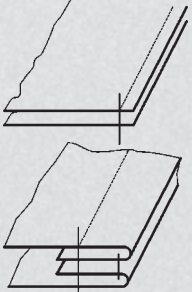
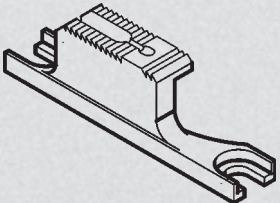
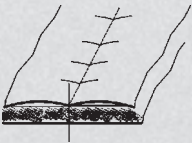
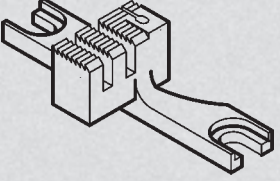
The basic machine without electronic control unit for speed and top feed stroke adjustment:

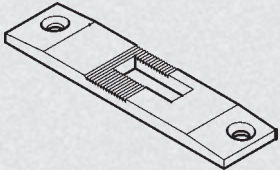
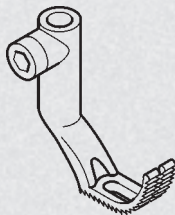

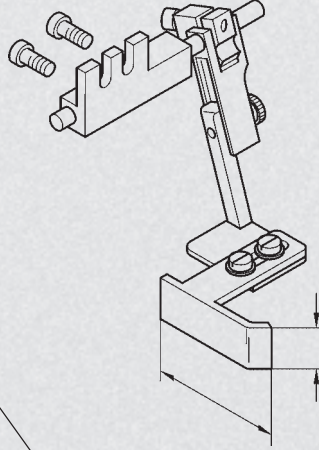
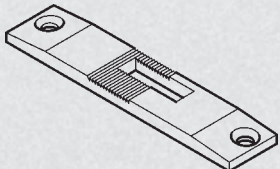
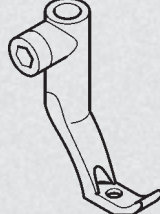
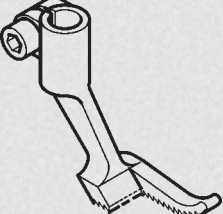
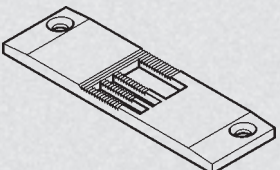
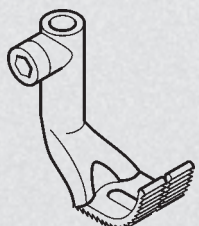
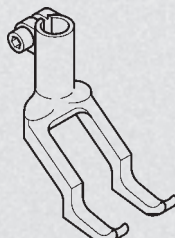
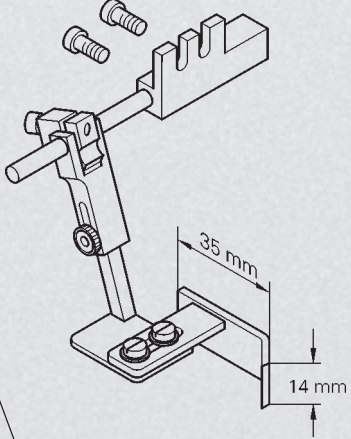
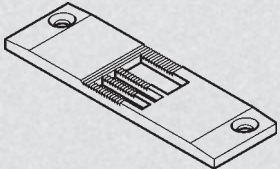
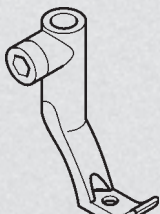
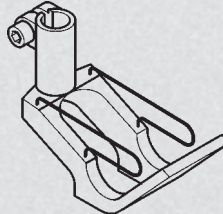
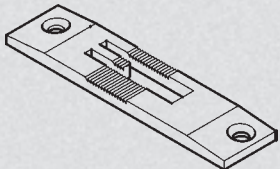
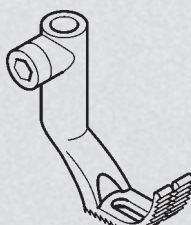
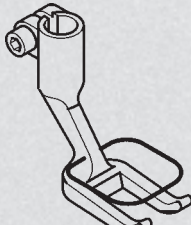
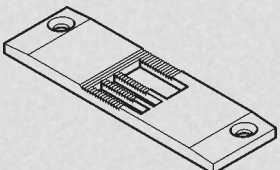
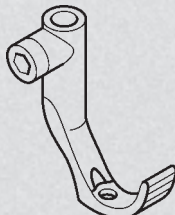
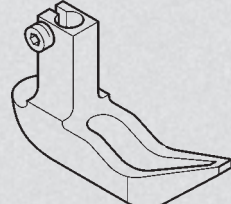
- highly wear-resistant sewing part set -6/14 C
- mechanical foot lift with foot pedal and chain
- stitch length up to 8 mm (forwards and reverse), without stitch length adjustment
- max. speed 3500 spm (without a change in speed for the top feed lift adjustment)
- -911/15 and -900/81 are standard; -910/04 is available as an option



1525

Parts kits

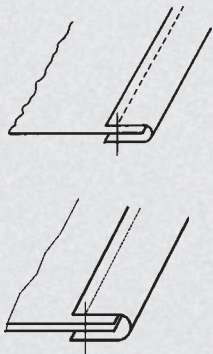
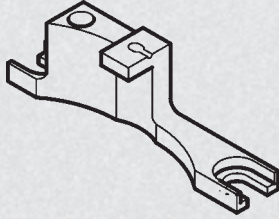
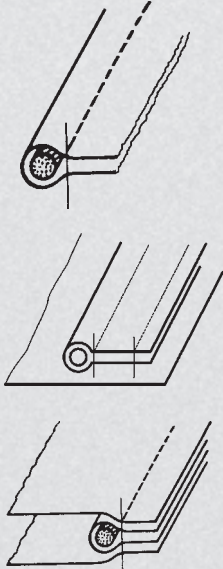
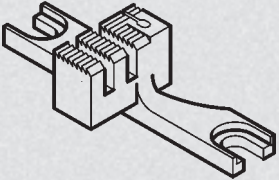
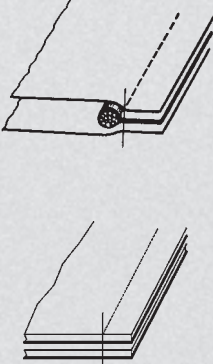
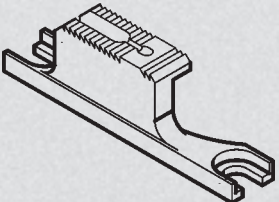
	Seam construction	Operation	Top-stitch width	Feed dog
-2/04		Work on right edge e.g. – attaching fastening sections – sewing zip on one side	1.5 mm 2.5 mm 4.0 mm	91-059 936-04 * 
-3/04		Work on left edge e.g. – attaching fastening sections – sewing zip on one side	1.5 mm 2.0 mm 2.5 mm 3.0 mm 3.5 mm 4.0 mm 5.0 mm	91-059 941-04 * 
-6/07		Closing seams Top-stitching work on edges with thick cross seams		91-059 935-04/001 
-6/13		Closing seams on quilted covers		91-059 933-04/003 
-6/14		Standard parts kit for all types of sewing work e.g. – closing seams – edge sewing work on fitted covers – fancy seams		91-059 935-04 
-6/17		Sink stitch seams – basting work on very bulky upholstery parts		91-059 933-04/003 


Needle plate	Top feeder	Presser foot	Edge guide
<p>91-150 608-04 *</p> 	<p>91-149 215-93 *</p> 	<p>91-149 170-93 *</p> 	<p>09-009 824-22</p> 
<p>91-150 618-04 *</p> 	<p>91-049 408-93 *</p> 	<p>91-149 172-93 *</p> 	
<p>91-150 602-04/001</p> 	<p>91-149 215-93/001</p> 	<p>91-049 772-93/032</p> 	<p>09-009 844-35</p> 
<p>91-150 600-04/001</p> 	<p>91-049 408-93/008</p> 	<p>91-149 159-91</p> 	
<p>91-150 602-05</p> 	<p>91-149 215-93/002</p> 	<p>91-149 162-93/003</p> 	
<p>91-150 600-04/001</p> 	<p>91-149 110-93/003</p> 	<p>91-049 961-92</p> 	

* Size required!

1525

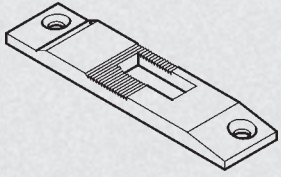
Parts kits

	Seam construction	Operation	Top-stitch width	Feed dog
-17/01		Binding work		<p>91-059 934-04</p> 
-40/12		Piping work, side adjustment of feed dog for pre-piping and piping work	For piping sizes from 3-10 mm	<p>91-059 933-04/001</p> 
-40/14		<p>For sewing in piping or prefabricated piping in one operation.</p> <p>Very suitable for different piping sizes, as only the presser foot has to be changed.</p> <p>This parts kit can also be used for closing seams on foam-backed or fleece-backed fabrics/leather without piping.</p>	For piping sizes from 4-9 mm	<p>91-059 935-04</p> 



Needle plate	Top feeder	Presser foot	Edge guide *Attachments
--------------	------------	--------------	-------------------------

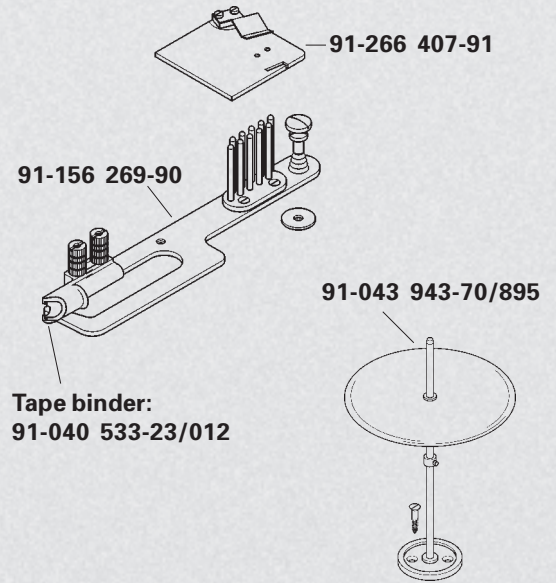
91-150 601-05



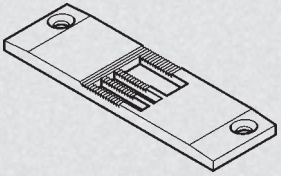
91-049 491-93 *



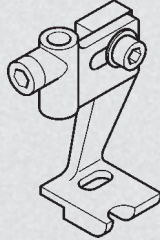
91-049 862-93 *



91-150 600-04/001



91-049 402-93 *

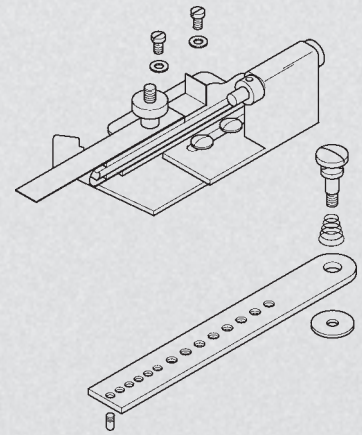


91-049 782-93 *

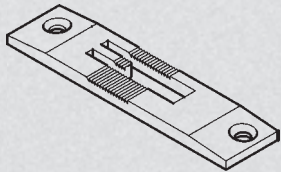


Piping attachment: 91-156 701-93 *

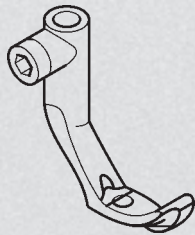
Attachment holder: 91-156 263-90



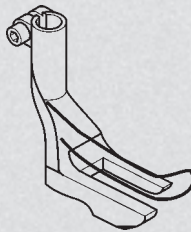
91-150 602-05



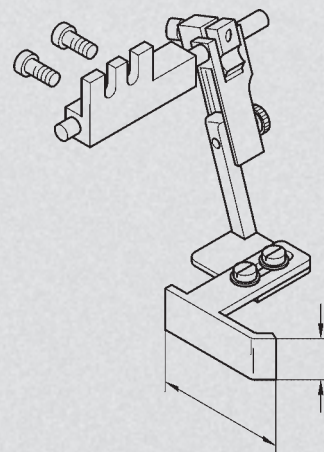
91-049 490-93 *



91-149 169-93 *



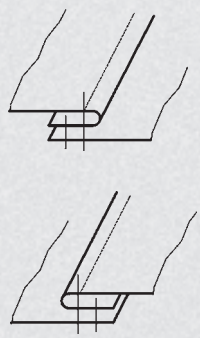
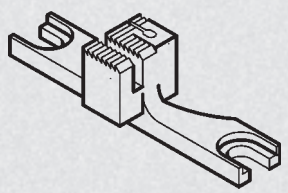
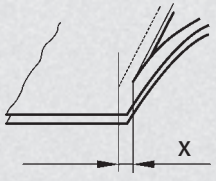
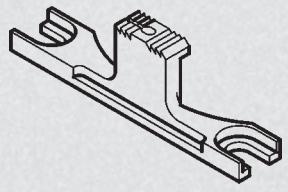
09-009 824-22



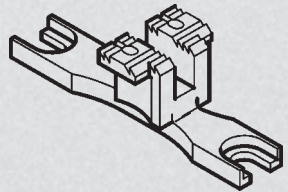
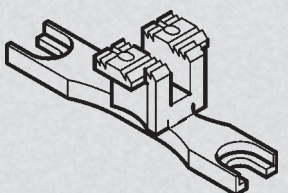
* Size required!

Parts kits

1525

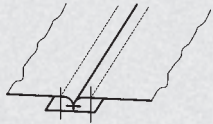
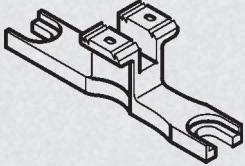
	Seam construction	Operation	Needle gauge	Top-stitch width	Feed dog
-113/05		Top-stitch closing seam on one side		3.0 mm 3.5 mm 4.0 mm 4.5 mm 5.0 mm	91-059 933-04 
-731/02-6/01	 <p>Trimming margin $x = 2.0 / 2.5 / 3.0 / 3.5 / 4.0 / 5.0$ mm 5.0 mm = standard Other margins on request</p>	Sewing foam/fleece-backed upholstery parts and edge trimming			91-059 940-04 

1526

-2/08		Sewing work on right edge – general sewing work with swing-up edge guide	4.8 mm	2.5 mm	91-059 942-04/018 
-6/01		Standard parts kit for all types of sewing work – sink-stitching – fancy seams	4.8 mm 6.4 mm 8.0 mm 10.0 mm 12.0 mm		91-059 942-04 * 

Needle plate	Top feeder	Presser foot	Edge guide	
<p>91-150 600-04</p> 	<p>91-149 174-93 *</p> 	<p>91-149 179-93 *</p> 	<p>09-009 842-60</p> 	
<p>91-150 830-93 *</p> 	<p>91-149 039-93 *</p> 	<p>91-149 177-93 *</p> 	<p>Knife</p> <p>91-166 700-04 *</p> 	
<p>91-150 619-04/003</p> 	<p>91-049 472-93/004</p> 	<p>91-049 846-93/004</p> 	<p>Needle holder</p> <p>91-172 590-93/003</p> 	<p>Edge guide</p> <p>09-009 824-22</p> 
<p>91-150 619-04 *</p> 	<p>91-049 385-93 *</p> 	<p>91-149 179-93 *</p> 	<p>91-176 068-93 *</p> 	<p>* Size required!</p>

1526

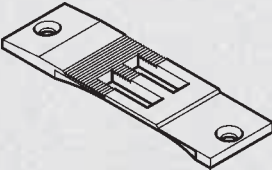
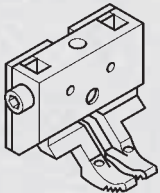
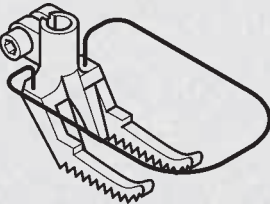
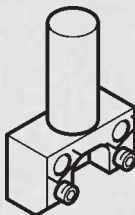
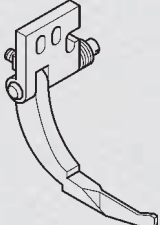
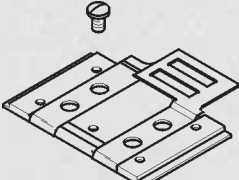
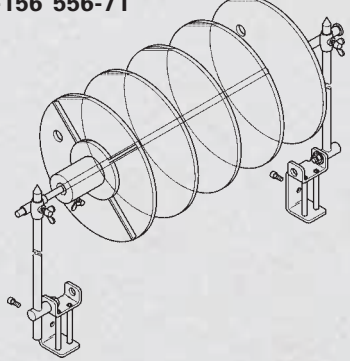
	Seam construction	Operation	Needle gauge	Top-stitch width	Parts kits
					Feed dog
-63/14		Fancy stitching and general seaming	8.0 mm 10.0 mm 12.0 mm		91-059 931-04 * 

Standard sales range:


Thread trimmer -900/81
 Thread trimmer -900/82
 Automatic presser-foot lift -910/04
 Backtacking system -911/35
 Quick adjustment of top feed stroke and stitch length -918/29
 Bobbin thread monitor -926/06
 Bobbin thread monitoring with stitch counting -926/07
 Edge trimming device -731/02 x 5.0
 Long-arm version -798/01
 Single-needle version
 Double-needle version
 Size of piping in mm

1525-6/14-900/81-910/04-911/35-918/29 CLMN8	●		●	●	●		●				
1525-6/14-900/82-910/04-911/35-918/29 CLMN8		●	●	●	●		●			●	
1525-6/14-900/81-910/04-911/35-918/29-926/06 CLMN8	●		●	●	●	●				●	
1525-6/14-900/82-910/04-911/35-918/29-926/06 CLMN8		●	●	●	●	●				●	
1525-40/14-900/81-910/04-911/35-918/29 CSMN8	●		●	●	●		●			●	5.0 9.0
1525-731/02-6/01-900/81-910/04-911/35-918/29-926/07 CSx5.0 MN8	●		●	●	●		●	●		●	
1525-798/01-6/14-900/81-910/04-911/35-918/29-926/07 CLMN8	●		●	●	●		●		●	●	
1525-798/01-6/14-900/82-910/04-911/35-918/29-926/07 CLMN8		●	●	●	●		●		●	●	
1526-6/01-900/81-910/04-911/35-918/29-926/07 CLx6.4 MN8	●		●	●	●		●				6.4
1526-6/01-900/81-910/04-911/35-918/29-926/07 CSx10.0 MN8	●		●	●	●		●				10.0
1526-63/14-900/81-910/04-911/35-918/29-926/07 CLx8.0 MN8	●		●	●	●		●				8.0
1526-798/01-6/01-900/81-910/04-911/35-918/29-926/07 CLx8.0 MN8	●		●	●	●		●	●			8.0
1526-798/01-6/01-900/81-910/04-911/35-918/29-926/07 CLx6.4 MN8	●		●	●	●		●	●			6.4
1526-798/01-63/14-900/81-910/04-911/35-918/29-926/07 CLx12.0 MN8	●		●	●	●		●	●			12.0

Further sewing and fittings needle gauges on request

Needle plate	Top feeder	Presser foot	Needle holder
<p>91-150 597-04 *</p> 	<p>91-149 152-93 *</p> 	<p>91-049 988-93 *</p> 	<p>91-172 840-93 *</p> 
	<p>Attachment</p>	<p>Tape guide</p>	<p>Tape holder</p>
	<p>91-156 694-91</p> 	<p>91-156 679-71 *</p> 	<p>91-156 556-71</p> 

* Size required!



- 6/14 Standard part set
- 40/14 Welt parts kit, for size of piping: 5 or 9 mm
- 63/14 Special parts kit for quilting

An air filter/lubricator is required for operation of all machines.
(PFAFF part number 91-187 426-70/893)

Specifications:

Stitch type:

301 (lockstich)

Max. sewing speed:

4,000 s.p.m. (depending on lift, stitch length, material and production process)

Max. stitch length:

8.0 mm, forward and reverse

Fabric clearance with foot raised:

18.0 mm

Top feed stroke:

adjustable from 1.0 to 7.0 mm

Thread sizes:

up to 11/3 Nm only -900/81

Needle sizes:

80 to 180 Nm

Needle system:

134-35

Clear work space:

250 x 110 mm

Motor:

QE 5542 P70 SE,
190-240 V, 50/60 Hz,
0.55 kW

Balance wheel:

80 mm eff. dia

Bedplate dimensions:

518 x 177 mm

Net weight:

(sewing head)
approx. 50 kg

Gross weight:

(sewing head in carton)
approx. 58 kg

Carton dimensions:

(sewing head)
77 x 38 x 62 cm

The standard machine is equipped with finger, belt and thread take-up guards.

Hotlines:

Technical service : ++49-175/2243-101

Application consultancy : ++49-175/2243-102

Spare-parts hotline : ++49-175/2243-103

**PFAFF Industrie Maschinen AG**

- Postfach 3020
D-67653 Kaiserslautern
- Königstr. 154
D-67655 Kaiserslautern

Telefon: ++49-631/200-0

Telefax: ++49-631/17202

Internet: www.pfaff-industrial.com